

Name of meeting: Corporate Parenting Board
Date: 4th March 2020
Title of report: Number and Age of Children in Care

Purpose of report

To provide information to the Board on a regular basis relating to the number and profile of children in our care. Including information related to the number placed outside of the District.

Key Decision - Is it likely to result in spending or saving £250k or more, or to have a significant effect on two or more electoral wards?	NA
Key Decision - Is it in the Council's Forward Plan (key decisions and private reports?)	NA
The Decision - Is it eligible for call in by Scrutiny?	NA
Date signed off by <u>Strategic Director</u> & name	Elaine McShane for Mel Meggs (25.2.20)
Is it also signed off by the Service Director for Finance?	NA
Is it also signed off by the Service Director for Legal Governance and Commissioning?	NA
Cabinet member portfolio	Cllr V Kendrick Children's Portfolio

Electoral wards affected: All

Ward councillors consulted: No

Public or private: Public

(Have you considered GDPR?)

Yes GDPR has been considered. The information in this report does not identify any individuals.

1. Summary

This graph shows the number of children in care (672 excluding any looked after children receiving only S20 short term breaks) alongside the number of unaccompanied asylum seeking children (UASC).

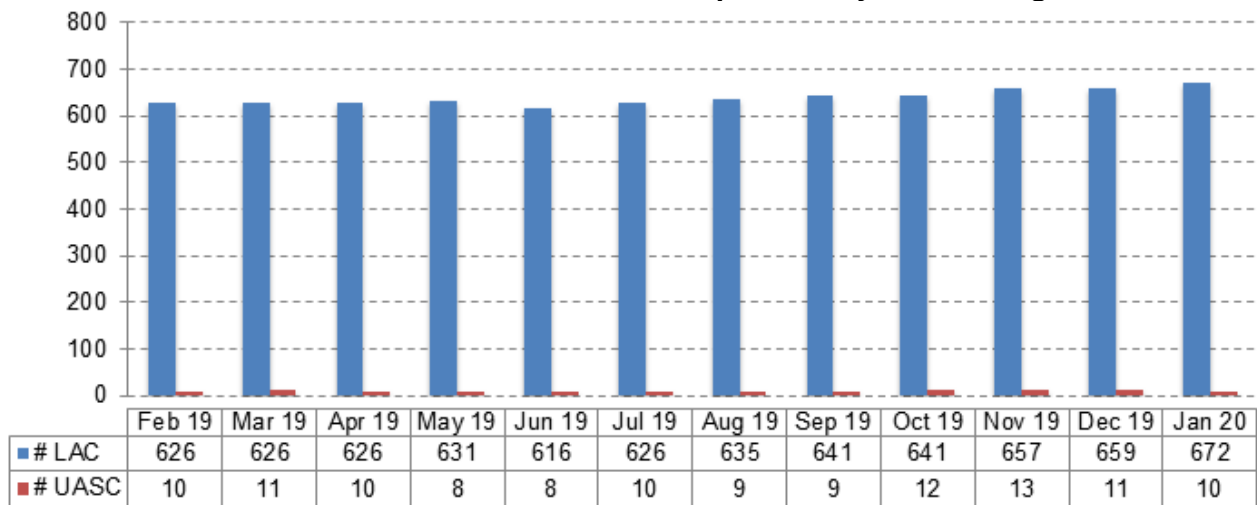
The current number of LAC equates to a rate per 10,000 population aged 0-17 of 67.1. This compares to a statistical neighbour average of 91.6 and a national average of 65.0 based on recently published data for March 2019.

Kirklees (Jan 20) = 67.1

Statistical Neighbours (2019) = 91.6

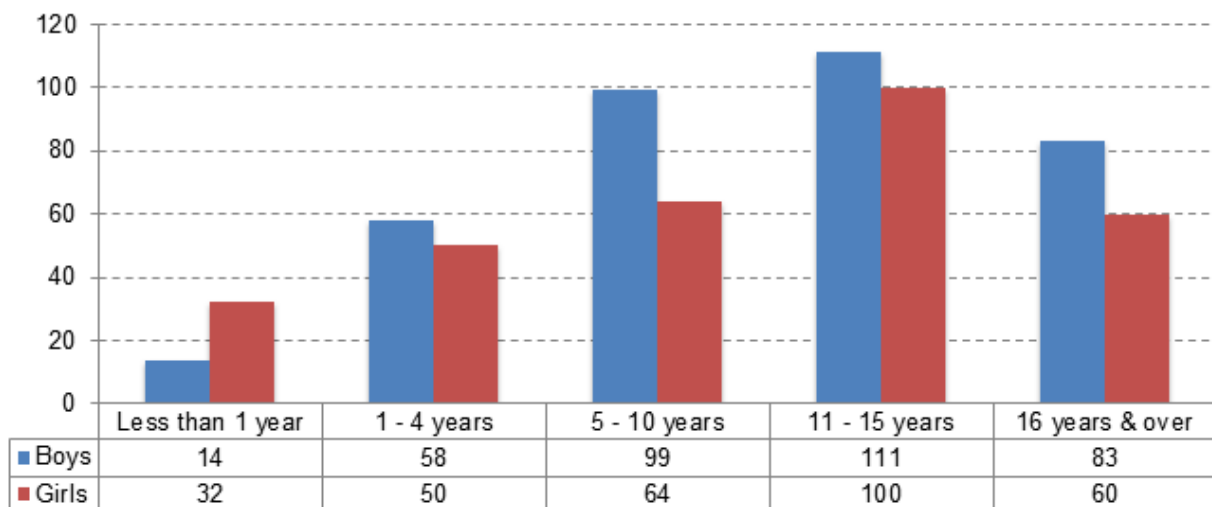
England (2019) = 65.0

Number of Looked After Children and Unaccompanied Asylum-Seeking Children



This graph shows the breakdown by age and gender of the children in care. The largest age group for boys is 11 - 15 years with 111 (112) children and the largest age group for girls is 11 - 15 years with 100 (99) children.

Looked After Children age and gender breakdown

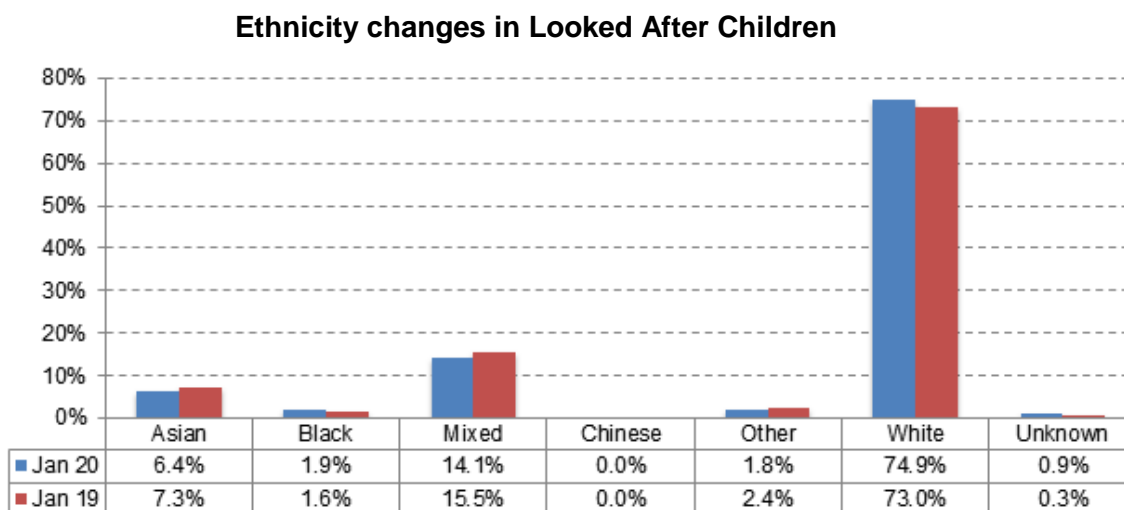


Statistical Neighbours

Local Authorities that the Department for Education regard as similar and close socio economically to Kirklees, not measured by population size.


Local Authorities "Very Close"* to Kirklees (* Source LAIT)
Kirklees Council
Rochdale Borough Council
Bolton Council
Calderdale Council
Bury Borough Council
Dudley MBC
Derby City
Lancashire Council
Stockton-on Tees Borough Council
Leeds City Council
Telford & Wrekin Council

This graph shows the ethnic breakdown of the children looked after population at the end of January 2020 and the same point 12 months ago. This has been relatively stable throughout the period.



This graph shows the percentage breakdown by ethnicity of children entering care this month. Note that this outcome is based on small numbers. In January 2020 there were 8 young people who were recorded as entering care at the point of data extraction in the month of whom 7 were White and 1 did not yet have an ethnicity recorded.

Ethnicity of children becoming looked after this month



Children and Young People placed more than 20 miles outside of Kirklees

The number of looked after children placed outside Kirklees District and 20 plus miles from their home address was 85 on 31 January 2020. This follows a continuum of decline from a number of 127 in 2017. The majority of our children and young people placed out of area are placed in foster care, the remainder are placed in children's homes, semi-independent homes, a small number in youth custody or other specialist settings.

The current Number of Children and Young People placed outside Kirklees and more than 20 miles from home is 85. This equates to 12.6% of the total LAC cohort. The recent historical position is detailed below:

	30 Nov 2019		31 Dec 2019		31 Jan 2020	
	Number	%	Number	%	Number	%
Placed outside Kirklees & over 20 miles from home address	80	12.2%	81	12.3%	85	12.6%

Semi Independent Accommodation aged 16 plus

On 31st January there were 36 young people accommodated in semi-independent accommodation, 25 within District and 11 of our young people placed outside of the Kirklees District as detailed below.

Placements outside of Kirklees in semi-independent living accommodation (not subject to Children's Home regulations)

As at 31/01/2020

LA of Placement	Aged 16	Aged 17	Total
Calderdale Metropolitan Borough Council		3	3
City of Bradford Metropolitan District Council	2	1	3
Leeds City Council		4	4
London Borough Merton		1	1
Total	2	9	11

Legal Status	Aged 16	Aged 17	Total
Full Care Order	2	5	7
S20 CA 1989 - Single Placement		4	4
Total	2	9	11

2. Information required to take a decision

No decision is required, this report is submitted at the request of the Board to monitor the number of children in care. This report is also shared with the Children's Scrutiny Panel on a monthly basis.

3. Implications for the Council

3.1 Working with People
Not applicable

3.2 Working with Partners
Not applicable

3.3 Place Based Working
Not applicable

3.4 Climate Change and Air Quality
Not applicable

3.5 Improving Outcomes for Children
This information is provided at the request of Corporate Parenting Board to monitor the number of children in care their age and location of placements.

3.6 Reducing demand of services
Not applicable

3.7 Other (eg Legal/Financial or Human Resources)
Not applicable

4. Consultees and their opinions
Not applicable

5. **Next steps**
A similar report will be presented to future meetings of the Children's Scrutiny Panel.
6. **Officer recommendations and reasons**
That the report be noted.
7. **Cabinet portfolio holder's recommendations**
Not applicable
8. **Contact officer**
Julie Bragg, Head of Corporate Parenting
9. **Background Papers and History of Decisions**
Previous reports to the Children's Scrutiny on number and age of children in care.
10. **Service Director responsible**
Elaine McShane, Service Director (Child Protection and Family Support)